



Vol. 37 #4

DIGGIN'S FROM DAKOTA

4th Quarter - 2025

This quarterly publication of the CDG&MS serves Bis/Man and the surrounding area.
Visit us on line at: ndrockclub.org or <https://www.facebook.com/CDGMS>

Merry Christmas to all of you:

We had a good year . I would also say that our 51st Annual Show at the Bismarck Eagles was very successful this year. Our 52nd Annual show will be October 24th and October 25th, 2026. A planning committee will be set up in the future.

We have several exciting events planned this year including: 2 picnics, a fossil Metasequoia pine cone hunt, at least one out of town tour, some very interesting demonstrations, and lots of show & tell. Our membership is growing and we need your ideas.

On March 15th, we will meet in the Northern Lights Atrium at the North Dakota Heritage Center for a Paleontology collection tour. All members and guests are invited.

I would also like to extend a Happy Holidays wish to everybody.

If you have any questions, feel free to call me at 701/946/1823

Your help is really appreciated.

Timothy Weiser

CDG&MS President



CDG&MS Directory:

Tim Weiser
President

Brenda Morgan
Vice President

Kristina Dirk
Treasurer

Susan Gerenz
Secretary

Lori Loomis, State Director

Representative from the Rocky Mountain
Federation of Mineralogical Societies

Darrel Spencer
Newsletter Editor

Membership:

Individual memberships \$20.00 yearly.

Family memberships \$25.00 yearly.

Visitors are welcome to attend.

Executive Board meetings 1:00 P.M.

Regular meetings 2:00 P.M.

We meet the first Sunday of each month
at the Bismarck Public Library down
stairs Room B. Dates may change due to
room availability. Read the calendar
dates for our CDG&MS organization.



The Cannonball River Metasequoia Pine Cone Expedition

The Cannonball River has a special significance in Lakota, it is called Inyan lyA Wakpa (“Talking Stone River”) while the Cheyennes call it E’ome’ta’a’e’t, both in reference to the spherical concretions found along its banks.


The Cannonball River also has a special historical significance to scholars because of early explorers such as The Lewis and Clark Expedition (1804-1805) who wrote about the Cannonball River, collecting a few of the smaller stone concretions and noted that they were suitable for grinding.

John Bradbury, an early botanist had also documented his visit during 1811 to this area mentioning the Cannonball River.

Our visit to the cannonball river had been postponed from Sept. 20 to October 4 because of the unusually wet weather.

Everybody finally made it to the destination area and found a Metasequoia Pine Cone. In spite of being tired, each person also enjoyed the incredible scenery of the area.

The photos by Russ Schneider from left to right in the back row are (#1.) Victor & (#2.) Virginia Wingerter, (#3.) Doug Hanson, and (#4.) Bob Colton. Pictured in the front row are from left to right are (#5.) Debbie Schlichenmayer, (#6.) Jean Titibach, (#7.) Jeanette Hoff, and (#8.) Sarah Martin. The photographs on this page are credited to Russ Schneider.





The Process of Rock Tumbling/Polishing Rocks with Tom Tupa


The process of rock polishing that begins with a rough looking specimen that goes through several stages until finally becoming a polished product is almost like comparing the journey that a caterpillar goes through from being a caterpillar into becoming a beautiful butterfly.

You may have noticed that while looking at an ancient river bed, you will probably see rocks that have been tumbled back and forth for millions of years. They will have some smooth rounded edges and can be very collectable. Since we don't have millions of years to polish our rocks, let us see if we can speed that process up a little bit.

Our presenter Tom had mentioned that we should tumble rocks with a similar hardness and size. If by some chance that you insert a softer type rock or a rock with cracks, it probably will disintegrate during the tumbling process and you won't be happy with the results.

In each case, you may fill the barrel 2/3 to 3/4 full with your selected rocks, then add the necessary amount of GRIT or the polishing material. Add water until the level is almost touching the underside of the lid. Too much water will inhibit the tumbling action. The lid may now be sealed. Make sure that you read the directions that accompany your tumbler.

It would be a good practice to wash the rocks with soap or borax and water after each session with the tumbling process and then rinse them off again with water before the next step. The mixture of grit and water that you have left over is called slurry. Don't ever put the slurry down your sink. Throw it outside someplace. It is also important to note: Make sure that you wash, rinse, and clean the barrel of the tumbler after each session.



The following steps or procedures as recommended for the best results are as follows: Step 1: Use a 80 Grit for about 3 weeks. After about 24 hours of tumbling, open your tumbler to release any gas buildup and then reseal. Step 2: Use a 220 Grit for about 2 weeks. Step 3: Use a 600 Grit for about 2 weeks. Step 4: Use a MICRO ALUMINA POLISH for about 2 weeks.

It is also important to remember that your tumbler barrel size may require that you use a little more or less of the Grit or Micro Alumina Polish. As you are tumbling rocks you will gain experience and become better at it. You will get better with practice. Remember that patience is a virtue.

Tom had samples from each of the four completed steps for us to observe, along with samples of the different sizes of grit. The last image on the far right hand side is an exhibit of several slabs of agate that are of roughly the same sizes.

You will notice that your machine emits a certain noise or humming level so it is best to have your equipment in a place where the noise isn't as bothersome. You may also want to put the project in a larger tub just incase of a water leak.

The photographs on this page are credited to Carrie Schneider.

**We are proud to present our 51st Annual
Central Dakota Gem & Mineral Show at the Bismarck Eagles
Saturday Oct. 25th, 10 am to 6 pm & Sunday Oct. 26th, 10 am to 5 pm
Free to the Public * Mystery Rock Bags * Door Prizes * Kids Activities**



Kathleen Vetter and Virginia Wingerter did a great job of welcoming everybody to our 51st Annual Gem and Mineral Show as well as selling lots \$1.00 bags of mystery rocks. They signed up new members and answered questions about our society. On Saturday door prizes were awarded including the



Congratulations

Marsha Fantauzzi

After having signed up for a chance for one of the door prizes, Marsha won the grand prize drawing of a metal detector on Saturday

Deanna Cahoon and Tom Tupa were very successful selling \$5.00 mystery bags of rocks, signing up new members as well as answering questions about field trips or tours. The display of polished rocks was very helpful.




We are proud of our speakers who presented or demonstrated several interesting topics that were very educating for our members.



Michelle and David Cauley with the Bottineau Rock Hounds explained the process of how Knife River Flint became the state rock for North Dakota.



Skye Faching explains and demonstrates some of the many ways that Ultraviolet light rays may be used in improving medicines, or even clothing, and other aspects of our lives.



Joe Martinetti gave a audio visual presentation of the Geologic History of Norway from millions of years ago along with the formation of continents and the different types of mineral content.

Lots of Children's Activities

Beading bracelets, rock painting, & Styrofoam dinosaurs, etc.



These four educational displays are personal collections assembled by members of the CDG&MS for the public's enjoyment



*Catlinite Pipe Display
Mike Simonson*



*Under The Sea Display
Susan Gerenz*



*Things made from Rocks
Ray Oliger*




*Montana Moss Agates
Carol & Greg Klein*

What a great educational selection of unusual touch and feel rocks & minerals for everybody to experience. The fossil *Megacerops* shown on the right was displayed courtesy of Michelle & David Cauley of the Bottineau Rock Hounds. Shown is a Y-shaped horn projecting outward from the nose of a creature looking like a rhinoceros but as large as African forest elephant.



These two young family members after having attended the Central Dakota Gem and Mineral Show, set up their own rock show for their grandparents to view. They arranged cushions from a couch and set up a display of prized rocks at home.



Here is a variety of miscellaneous photographs from our 51st annual show held at the Bismarck Eagles.



Photographs from our 51st CDG&MS Annual Show



Another Sales Opportunity

On September 27th & 28th, Russ & Carrie Schneider members of the Central Dakota Gem and Mineral Society participated in a semiannual show sponsored by the Dakota Gun Collectors Society.

Russ & Carrie Schneider are shown with a wonderful assortment of very reasonably priced high quality fossils, pine needle baskets, crystals, native American artifacts, educational display sample kit, knives, commemorative swords and also collectible books.

Participating in high quality shows that are presented by the local DTGCS organization also allows for some great friendships to be formed.



More Photographs from our 51st CDG&MS Annual Show





2026 Calendar

Central Dakota Gem & Mineral Society

Serving Bismarck, Mandan and Surrounding Areas of North Dakota



January 4	2:00 PM	Bismarck Public Library - Room A - Installation of CDG&MS Officers
February 1	2:00 PM	Bismarck Public Library - Room A - Wire wrapping with Sarah Juergens
March 15	1:00 PM	<u>ND Heritage Center Paleontology Collections Tour</u> with Alex Gardner- Meet in Northern Lights Atrium
April 12	2:00 PM	Bismarck Public Library - Room A - Demonstration with Sarah Juergens
May 3	2:00 PM	Bismarck Public Library - Room A - Bring fossils, rocks, or minerals to identify
June 7	12:00 PM	McDowell Dam Shelter # 3, (12:00) - <u>Annual Metal Detecting & picnic</u> , pizza & water are provided reserved from 8 am to 3 pm
July 12	2:00 PM	Bismarck Public Library - Room A - Mike Simonson (carving catlinite/pipestone)
August 2	12:00 PM	Sertoma Park Shelter # 9, (12:00 PM), <u>Annual Potluck Picnic</u> - Bring a dish to share, water is provided - Drawing will be held, Members bring door prizes
September 13	2:00 PM	Bismarck Public Library - Room A - Planning 52st Annual Show
<u>September 19 or 26</u>	<u>8:30 AM</u>	<u>Pinecone hunt</u> - Meet at Mandan Legion Park
October 11	2:00 PM	Bismarck Public Library - Room A - Greg Klein
October 23	2:00 PM	52nd Annual Show at Bismarck Eagles, Friday set up date (12 AM - 8 PM) (Vendors set up at 4 PM - 8 PM)
October 24	10:00 AM	52nd Annual Show at Bismarck Eagles, Sat. (10 AM - 6 PM) -
October 25	10:00 AM	52nd Annual Show at Bismarck Eagles, Sun. (10 AM - 5 PM) - (Helping with vendor take down & clean up)
November 1	2:00 PM	Bismarck Public Library - Room A - Election of CDG&MS Officers - Discuss the success of show -
December 6	1:00 PM	Bismarck Public Library - Room A- Christmas Meeting (1:00 PM - 4:00 P.M.) Gift exchange value (\$5.00 - \$10.00), beverage provided - Bring finger food: (appetizers, dessert, meat & cheese trays)

* **Note: 2 picnics and as well as 2 outings including 1 probable out of town day trip to a museum.**

* Executive Board Meetings at the Bismarck Public Library are in the Downstairs Room A
(Beginning at 1:00 PM, one hour earlier than the regular 2:00 PM meetings.)

* Show & Tell identification of rocks, fossils, gems & minerals are welcome at regular meetings.

* Guest are always welcome.

* **Updated 12/17/25**